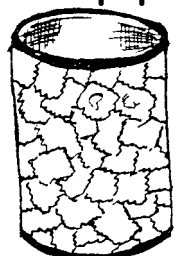


HANDICRAFTS

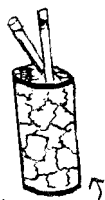
Stamp-covered waste paper basket



Large tin
(e.g. paint tin)

Find a suitable tin and clean off the label. Stick postage stamps all over the outside of the tin. You can finish off the top and bottom by sticking coloured tape around the edge. You can then finish off by giving the tin a thin coat of clear varnish when the stamps are dry.

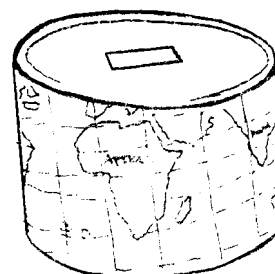
Stamp-covered pencil holder




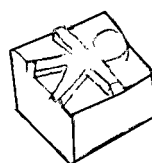
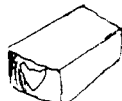
Small tin
(e.g. cocoa tin)

Map-covered money box

Get a small tin with a lid that fits over the top. First make a money slot in the lid, a little wider than a R5 coin. Then fit the lid on. Cut up an OLD coloured map and glue a strip of it all round the tin. When the glue is completely dry you can give it a coat of clear varnish. Now you can start saving... see how much you can save in six months!



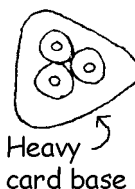
Potato Cuts



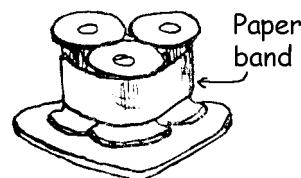
Cut a potato into a cube or similar shape. Make the design by carving bits at one end with a pen knife. Brush over with poster paint and stamp onto paper. The Pack might produce their own greetings cards or invitations to a Pack open day etc.

Candlestick

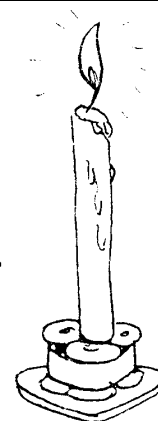
Cut base from heavy card. Glue 3 cotton reels as shown. Glue thick colourful paper or card band around reels.




Heavy card base



Paper band



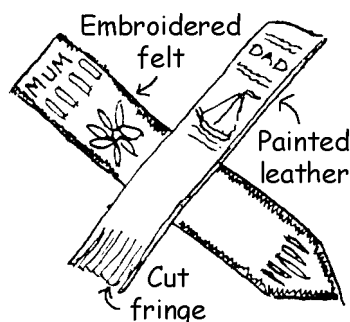
Whatsit bird



Coloured felt for feet

Get 2 pine cones and fix the small one onto the big one by pushing through a 5cm nail. Sharpen two sucker sticks and push them into the big cone as legs. Cut feet from felt. Make a square wooden stand 1cm thick and drill two holes for legs - but make holes in feet and pass legs through them first. Make eyes from beaded nails. Add feathers on head and tail.

Bookmarks

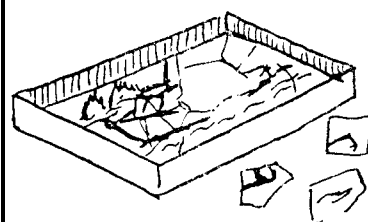


Embroidered felt

Painted leather

Cut fringe

Jigsaw puzzle



Get a flat box with a lid. Cut a piece of strong card that fits in neatly. Paste a colourful picture onto the card. When the glue is dry, cut card into pieces to make a jigsaw puzzle.